

A Guide to Progress 8 quick dashboard

The four buckets

Each has a horizontal group containing filled slot indicators; subject name; grade bar and grade points.

Slot indicators

A black circle indicates an unfilled slot out of the ten Attainment 8 slots. A red, green or amber circle indicates a filled slot. The colour indicates above expected, expected or below expected performance (green, amber, red respectively).

Subject names

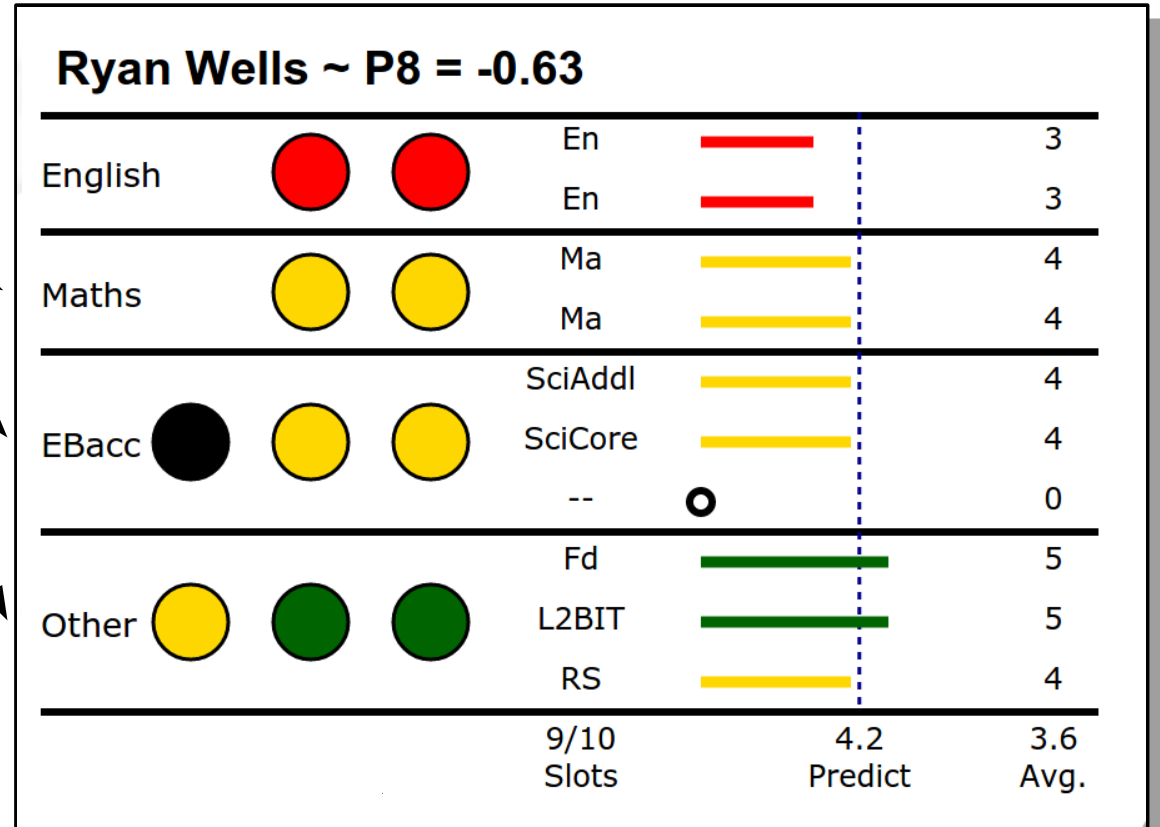
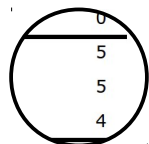
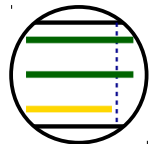
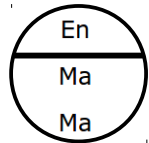

The names of each subject filling each slot.

Grade bars

Their length indicates the points each subject is worth in Attainment 8 points.

Grade points

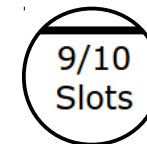
The number of points each subject has contributed to Attainment 8.



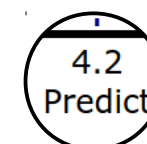
Click the student disc to flip between the progress 8 dashboard and vulnerability list

Ryan Wells ~ P8 = -0.63

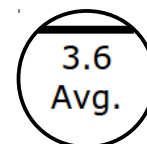
Fine KS2 score:	43
Attainment 8:	36
Predicted Att-8:	42.26
Progress 8:	-0.63
Slots filled:	9
KS2 Attainment:	M
Pupil Premium:	Y
FSM:	Y
SEN:	N
LAC:	N
Gender:	M
Ethnicity:	WBRI
EAL:	N



Slots filled
How many of the ten slots are filled?



Average predicted score per subject
Equal to one tenth of the Predicted Attainment 8 score (derived from the fine KS2 score)



Average score per subject
Equal to one tenth of the Attainment 8 score